

IRWIN®

STRAIT-LINE®

Marking & Layout Tools



www.irwin.com.au

Marking & Layout Tools

Chalk Reels

IRWIN STRAIT-LINE Chalk Reels

IRWIN® STRAIT-LINE® has manufactured chalk reels designed with the end-user in mind for more than 50 years. The new expanded chalk reel range features larger chalk fill openings designed for ease and speed and delivers best-in-class line strength and reel durability to hold up to jobsite wear and tear.

Chalk Reel Features

	MACH6™	SPEEDLINEPRO™	SPEEDLINE™	CLASSIC	LAYOUTPRO™	LAYOUTPRO XL™
Chalk Fill	Easy Fill & Lock Top	Easy Fill & Lock Top	Wide Door Chalk Fill	Wide Door Chalk Fill	Sliding Door	Sliding Door
Gear Ratio	6:1	3:1	3:1	1:1	2:1	2:1
Line	Hi-Tensile	Hi-Tensile	Abrasion-Resistant Poly	Abrasion-Resistant Poly	Heavy-Duty Braided Line	Heavy-Duty Braided Line
Case Material	Aluminium	ABS Plastic + Aluminium	ABS Plastic	Aluminium	ABS Plastic	ABS Plastic
Hook	Self-Docking Wide-Pronged	Self-Docking Wide-Pronged	Traditional	Traditional	Self-Docking Bull Ring	Self-Docking Bull Ring
Open Access Back Panel	X					

IRWIN STRAIT-LINE MACH6 Chalk Reel

The IRWIN STRAIT-LINE MACH6™ Chalk Reel features an Easy Fill & Lock Top that provides a wide opening for increased speed and visibility when filling the reel or accessing internals. The top locks securely with a ¼ turn to prevent unwanted spills. The 30m hi-tensile line is 2.5X stronger than traditional chalk reels for fewer breaks on rough, abrasive surfaces, and the reel has a 6:1 gear ratio to rewind the line 6X faster than traditional chalk reels.

MARKING & LAYOUT

MACH6 CHALK REEL

FEATURES

Easy Fill & Lock Top

Open Access Back Panel

1. Easy Fill & Lock Top features a large, 1/4-turn locking top for quick chalk fill and easy access to reel internals
2. 30m Hi-tensile line is stronger for fewer breaks and for use on rough, abrasive surfaces
3. 6:1 Gear ratio rewinds line 6X faster than traditional chalk reels
4. Open access back panel allows for quick line change and cleaning
5. Metal drive gear resists gear failure under heavy load
6. Robust steel handle and large ergonomic clutch for increased durability, strength, and torque
7. Wide-prong hook for secure anchoring
8. Durable aluminium housing provides impact resistance

6X FASTER*

*as compared to traditional chalk reels

IRWIN STRAIT-LINE SPEEDLINE PRO Chalk Reel

The IRWIN® STRAIT-LINE® Speedline™ PRO Chalk Reel features an Easy Fill & Lock Top that provides a wide opening for increased speed and visibility when filling the reel or accessing internals. The top locks securely with a 1/4 turn to prevent unwanted spills. The 30m hi-tensile line is 2.5X stronger than traditional chalk reels for fewer breaks on rough, abrasive surfaces. The reel has a 3:1 gear ratio to rewind the line 3X faster than traditional chalk reels.

**SPEEDLINE PRO CHALK REEL
FEATURES**

1. Easy Fill & Lock Top features a large, 1/4-turn locking top for quick chalk fill and easy access to reel internals
2. 30m Hi-tensile line is stronger for fewer breaks and for use on rough, abrasive surfaces
3. 3:1 Gear ratio rewinds line 3X faster than traditional chalk reels
4. Robust steel handle and large ergonomic clutch for increased durability, strength, and torque
5. Wide-prong hook for secure anchoring
6. Lightweight ABS housing withstands jobsite wear and tear



*as compared to traditional chalk reels



Product Code	Line Length	Description	Shelf Pack	Barcode
MACH6™ & Speedline PRO				
Reels				
1932876	30m	Speedline PRO Chalk Reel (Display Tray)	8	042526936739
1932877	30m	MACH6 Chalk Reel (Display Tray)	8	042526936746
Sets				
1932887	30m	Speedline PRO Chalk Reel with Blue Chalk 4oz/113g	8	042526936869
1932889	30m	MACH6 Chalk Reel with Blue Chalk 4oz/113g	8	042526936883

Marking & Layout Tools

Chalk Reels

IRWIN STRAIT-LINE SPEEDLINE Chalk Reel

The IRWIN® STRAIT-LINE® Speedline™ Chalk Reel features a wide door that is more than 70% larger than the previous design for quick and easy chalk fill. The 30m abrasion resistant poly line provides up to 6 strikes per pull. The reel has a 3:1 gear ratio to rewind the line 3X faster than traditional chalk reels.

SPEEDLINE CHALK REEL

FEATURES

1. Wide door for quick and easy chalk fill
2. 30m Abrasion-resistant poly line provides 5-6 strikes per pull
3. 3:1 Gear ratio rewinds line 3X faster than traditional chalk reels
4. Robust steel handle and large ergonomic clutch for increased durability, strength, and torque
5. Lightweight ABS housing withstands jobsite wear and tear



Wide Door

WIDE DOOR
CHALK FILL™



MARKING & LAYOUT

IRWIN STRAIT-LINE Classic Chalk Reel



- Wide door for quick and easy chalk fill
- 30m Abrasion-resistant poly line provides 5-6 strikes per pull
- Item 1932871 features a 15m poly line
- 1:1 Gear ratio rewinds line
- Robust steel handle and large center hub
- Durable aluminium housing

Product Code	Line Length	Description	Pack Qty	Barcode
Speedline & Classic				
Reels				
1932871	15m	Classic Chalk Reel	6	042526936678
1932872	30m	Classic Chalk Reel (Display Tray)	8	042526936685
1932874	30m	Speedline Chalk Reel (Display Tray)	8	042526936708
Combos				
1932880	30m	Classic Chalk Reel with Blue Chalk 4oz/113g (Display Tray)	8	042526936777
1932883	30m	Speedline Chalk Reel with Blue Chalk 4oz/113g (Display Tray)	8	042526936814
Bulk				
1932873	30m	Classic Chalk Reel (Bulk)	24	042526936692
1932875	30m	Speedline Chalk Reel (Bulk)	24	042526936715

LAYOUTPRO and LAYOUTPRO XL

Large Capacity Chalk Reels

The IRWIN® STRAIT-LINE® LayoutPro™ and LayoutPro™ XL Chalk Reels feature large chalk capacity for fewer refills on large jobs. The heavy-duty braided lines resist fraying and breaking over long distances. The reels have a 2:1 gear ratio to rewind the line 2X faster than traditional chalk reels.

LAYOUT PRO CHALK REEL

FEATURES

1. 10oz/283g Chalk capacity for fewer refills on large jobs
2. 30m Heavy-duty braided line resists fraying and breaking over long distances
3. 2:1 Gear ratio rewinds line 2X faster than traditional chalk reels
4. Soft-touch ergonomic grip provides comfort and control while snapping lines
5. Large sliding door for easy chalk fill
6. Steel docking ring for secure anchoring
7. Robust steel handle and large center hub for increased durability, strength and torque



LAYOUTPRO



- 10oz/283g Chalk Capacity
- 30m Heavy-duty braided line

LAYOUTPRO XL



- 20oz/567g Chalk Capacity
- 45m Heavy-duty braided line



Large Sliding Door



Product Code	Line Length	Description	Pack Qty	Barcode
--------------	-------------	-------------	----------	---------

Large Capacity Reels

1932878	30m	Layout Pro Chalk Reel	2	042526936753
1932879	45m	Layout Pro XL Chalk Reel	2	042526936760

Product Code	Line Length	Description	Pack Qty	Barcode
--------------	-------------	-------------	----------	---------

Replacement Lines for IRWIN STRAIT-LINE Chalk Reels

1932892	15m	Polyester Replacement Line	6	042526936913
1932893	30m	Polyester Replacement Line	6	042526936920
1932894	30m	Hi-Tensile Replacement Line	6	042526936937
1932895	30m	0.5mm Precision Replacement Line	6	042526936944
1932896	30m	LayoutPro Replacement Line	1	042526936951

Marking & Layout Tools

Chalk Reels

STRAIT-LINE Marking Chalk

Keep the Chalk Where You Want It

IRWIN® STRAIT-LINE® marking chalks have an innovative flip-top cap that keeps the chalk in the bottle where you want it. The flip-top cap seals the chalk in an airtight chamber, keeping out moisture and reducing the risk of clumping.



Hi-flow Nozzle Cap on Permanent Staining Chalk

Get the Chalk When You Want It

IRWIN® STRAIT-LINE® introduces its new Hi-flow Nozzle Cap for improved chalk flow on permanent staining chalks. The cap allows for quicker chalk fills and less clumping when using higher-density permanent staining chalks.



Product Code	Line Length	Description	Pack Qty	Barcode
Dust-Off Marking Chalk				
4935426	6oz/170g	Light Violet Dust Off	6	002472112446
Standard Marking Chalk				
64901	8oz/228g	Blue Standard	6	0024721500076
65201	2.5lb/1.3kg	Blue Standard	6	0024721652010
65101ZR	5lb/2.26kg	Blue Standard	4	0024721500205
64904	8oz/228g	White Standard	6	0024721500144
Hi-Visibility Marking Chalk				
64907	8oz/228g	Green Fluoro Hi-Vis	6	0024721649072
64905ZR	8oz/228g	Orange Fluoro Hi-Vis	6	0024721649058
64903	8oz/228g	Yellow Fluoro Hi-Vis	6	0024721500137
Permanent Marking Chalk				
64908	8oz/228g	Black Permanent	6	0024721649089
65207	2.5lb/1.3kg	Black Permanent	6	0024721652072
64902	8oz/228g	Red Permanent	6	0024721500120
65202	2.5lb/1.3kg	Red Permanent	6	0024721652027
65102	5lb/2.26kg	Red Permanent	4	0024721500212
Permanent Staining Marking Chalk				
4935519	6oz/170g	Crimson Red Permanent Staining	6	0024721999276
4935518	6oz/170g	Indigo Blue Permanent Staining	6	0024721999269
4935520	6oz/170g	Black Permanent Staining	6	0024721999283

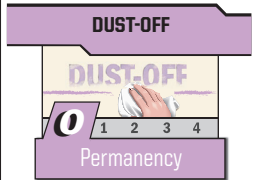
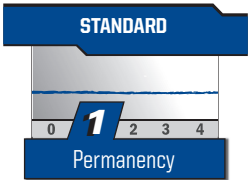
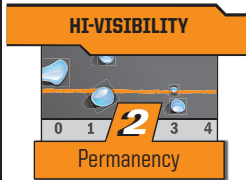
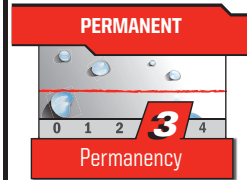
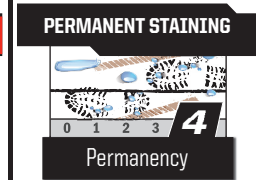







The Right Chalk for Every Job

The IRWIN® STRAIT-LINE® chalk range has a wide range of permanencies and colours so whether working indoors or out, on finished surfaces or in extreme conditions, IRWIN STRAIT-LINE has the ideal chalk for every job.

Dust-off chalk is temporary chalk that can be used to mark interior walls and trim and then be wiped away cleanly. Permanent staining chalk is great for extreme outdoor conditions because it can withstand harsh weather conditions and months of jobsite wear.

Marking Chalk Colour Permanence & Application Guide

Low	PERMANENCY SCALE			High
 <p>DUST-OFF</p> <p>0 1 2 3 4</p> <p>Permanency</p>	 <p>STANDARD</p> <p>0 1 2 3 4</p> <p>Permanency</p>	 <p>HI-VISIBILITY</p> <p>0 1 2 3 4</p> <p>Permanency</p>	 <p>PERMANENT</p> <p>0 1 2 3 4</p> <p>Permanency</p>	 <p>PERMANENT STAINING</p> <p>0 1 2 3 4</p> <p>Permanency</p>
<p>INDOOR</p> <ul style="list-style-type: none"> Eliminates the need for priming before painting Ideal for composite decking <p>COLOURS</p> 	<p>INDOOR/OUTDOOR</p> <ul style="list-style-type: none"> Temporary marking chalk <p>COLOURS</p> 	<p>INDOOR/OUTDOOR</p> <ul style="list-style-type: none"> Low light conditions Corrective marking <p>COLOURS</p> 	<p>OUTDOOR</p> <ul style="list-style-type: none"> Weather-resistant lines remain visible after weeks of weather and jobsite wear and tear <p>COLOURS</p> 	<p>OUTDOOR</p> <ul style="list-style-type: none"> Withstands months of weather and jobsite wear and tear Reduces need for additional sealant <p>COLOURS</p> 
Interior Finish Work				Extreme Conditions

IRWIN[®] TOOLS

WISE-GRIP[®] MARATHON[®] QUICK-GRIP[®] SPEEDBOR[®] STRAIT-LINE[®] Marples Unibit[®] HANSON.

© 2015
IRWIN[®]
TOOLS

Level 3, North Tower
Caribbean Park
35 Dalmore Drive
Scoresby Vic 3179
Australia

[au] 1800 331 491
www.irwin.com.au

[nz] 0800 352 682
www.irwintools.co.nz

A *Newell Rubbermaid* Brand