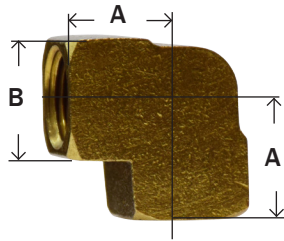


PIPE

BRASS FITTINGS

90° FEMALE ELBOW

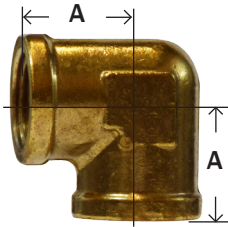
SAE# 130238



Part #	Thread Size NPTF	A	B	Approx. Wt. Lbs.	List Price
28-001	1/8"	0.55	0.56	0.09	3.14
28-002	1/4"	0.78	0.68	0.13	4.92
28-003	3/8"	0.84	0.81	0.16	6.14
28-004	1/2"	1.09	1.00	0.34	9.01
28-005	3/4"	1.16	1.25	0.60	18.77

100 2200P 3500 302 200

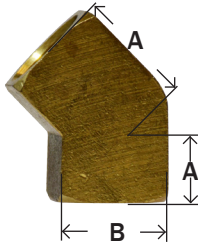
90° FORGED FEMALE ELBOW



Part #	Thread size NPTF	A	Body Width	Approx. Wt. Lbs.	List Price
28-009	1/8"	0.57	0.50	0.04	3.36
28-010	1/4"	0.70	0.68	0.10	4.56
28-011	3/8"	0.81	0.81	0.12	6.52
28-012	1/2"	1.00	1.00	0.23	10.90
28-013	3/4"	1.13	1.25	0.42	23.42
28-014	1/4" x 1/8"	0.72	0.65	0.12	7.39
28-015	3/8" x 1/4"	0.81	0.81	0.15	5.72
28-016	1/2" x 3/8"	1.00	1.00	0.28	15.87
28-017	1"	1.42	1.50	0.75	27.00

1200P E7 100AF 100B

45° FEMALE ELBOW

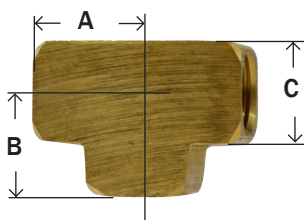


Part #	Thread size NPTF	A	B	Approx. Wt. Lbs.	List Price
28-018	1/8"	0.45	0.56	0.06	4.99
28-019	1/4"	0.66	0.68	0.12	6.13
28-020	3/8"	0.69	0.81	0.16	9.07

129 2201P 205 23355 45EZ 105 100-45A

UNION TEE


SAE# 130438



Part #	Thread size NPTF	A	B	C	Approx. Wt. Lbs.	List Price
28-024	1/8"	0.55	0.55	0.56	0.08	3.55
28-025	1/4"	0.78	0.78	0.68	0.17	5.24
28-026	3/8"	0.84	0.84	0.81	0.22	8.36
28-027	1/2"	1.09	1.09	1.00	0.43	13.39
28-028	3/4"	1.16	1.16	1.25	0.64	25.71

311 101A 322 2203P 3700 203

UNION FORGED TEE



Part #	Thread size NPTF	A & B	Body Width	Approx. Wt. Lbs.	List Price
28-032	1/8"	0.56	0.50	0.06	3.34
28-033	1/4"	0.71	0.68	0.13	5.38
28-034	3/8"	0.81	0.81	0.16	6.37
28-035	1/2"	1.00	1.00	0.27	12.67
28-036	3/4"	1.16	1.25	0.53	19.39
28-023	1"	1.42	1.50	.924	39.01

1203P LT7 101AF 101B