


MALLEABLE FITTINGS


BLACK & GALVANIZED IRON #150

ELBOWS 45°




Part # Galvanized	List Price	Size	A	Box/ Case	Approx. Wt. Lbs.	Part # Black	List Price
64-180	6.89	1/8"	0.63	50/600	.07	65-180	4.96
64-181	6.14	1/4"	0.73	30/360	.10	65-181	5.03
64-182	6.14	3/8"	0.80	75/300	.14	65-182	4.58
64-183	4.70	1/2"	0.88	50/200	.21	65-183	3.95
64-184	6.55	3/4"	0.98	40/120	.33	65-184	4.86
64-185	7.55	1"	1.12	20/60	.50	65-185	6.20
64-186	13.75	1-1/4"	1.29	20/40	.74	65-186	10.81
64-187	16.43	1-1/2"	1.43	10/30	1.01	65-187	13.41
64-188	24.49	2"	1.68	12/24	1.53	65-188	19.50
64-189	82.96	2-1/2"	1.95	9/18	2.78	65-189	56.97
64-190	120.62	3"	2.17	1/10	4.49	65-190	71.54
64-191	202.17	4"	2.61	2/4	7.44	65-191	143.62
64-192	714.38	6"	3.46	1/1	18.63	65-192	568.25
		8"			26.40	65-194	1619.44

45° STREET ELBOWS



Part # Galvanized	List Price	Size	A	B	Box/ Case	Approx. Wt. Lbs.	Part # Black	List Price
64-200	8.99	1/8"	0.63	0.83	70/840	.05	65-200	7.65
64-201	7.65	1/4"	0.73	0.94	40/480	.09	65-201	5.41
64-202	8.81	3/8"	0.80	1.03	100/400	.14	65-202	6.48
64-203	6.81	1/2"	0.86	1.30	75/225	.19	65-203	5.19
64-204	10.96	3/4"	0.96	1.48	40/120	.28	65-204	7.54
64-205	13.55	1"	1.10	1.69	25/75	.48	65-205	9.31
64-206	20.33	1-1/4"	1.26	1.87	10/40	.71	65-206	15.57
64-207	22.03	1-1/2"	1.40	2.05	10/30	1.02	65-207	19.79
64-208	42.34	2"	1.65	2.38	12/24	1.68	65-208	35.07
64-209	99.61	2-1/2"	1.95	2.72	6/12	2.69	65-209	74.46
64-210	161.08	3"	2.17	3.16	3/6	4.61	65-210	109.75
64-211	334.72	4"	2.61	3.90	2/4	7.74	65-211	203.75

CROSSES



Part # Galvanized	List Price	Size	A	Box/ Case	Approx. Wt. Lbs.	Part # Black	List Price
64-390	26.36	1/8"	0.65	50/600	.14	65-390	19.36
64-391	20.39	1/4"	0.80	60/240	.17	65-391	13.74
64-392	20.39	3/8"	0.95	50/150	.26	65-392	13.74
64-393	20.39	1/2"	1.12	30/90	.42	65-393	13.74
64-394	22.69	3/4"	1.31	20/60	.64	65-394	15.69
64-395	25.63	1"	1.50	15/30	.98	65-395	17.42
64-396	37.10	1-1/4"	1.75	10/20	1.45	65-396	28.29
64-397	45.03	1-1/2"	1.94	8/16	1.90	65-397	35.04
64-398	85.92	2"	2.25	5/10	2.96	65-398	58.00
64-399	214.69	2-1/2"	2.71	4/8	5.49	65-399	130.44
64-400	289.20	3"	3.06	2/4	7.71	65-400	207.88
		4"		1/1	14.77	65-401	441.54